
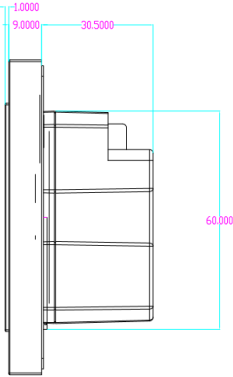
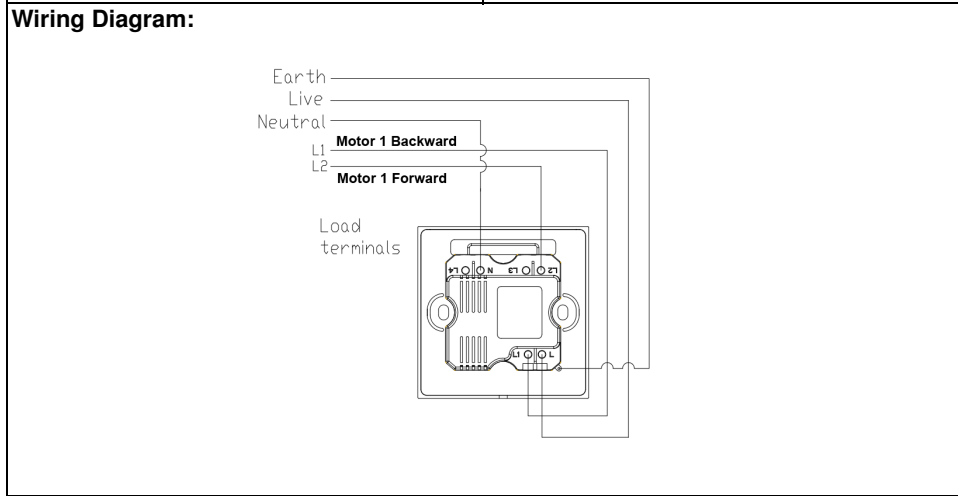


**Model: CG600S2-CCP**

**Product: One gang curtain control switch**

		<p><b>Specifications</b></p>	
		<p>Two-way control function: Support</p> <p>Operating voltage: AC100-240V, 50/60Hz</p> <p>Dimension L X W x D (mm) 86x86x40.5</p> <p>Backlight: Support</p> <p>Minimum / Max dimming level setting N/A</p> <p>Dimming step time N/A</p> <p>Control communications: ZigBee, IEEE 802.15.4 , MESH Network</p> <p>Radio frequency: 2.4 GHz, 16 channels</p> <p>Operational temperature 0°C to 40°C</p> <p>Humidity 5% to 95% non-condensing</p> <p>Storage -20°C to 70°C</p>	
<p><b>Specifications – Loads</b></p>		<p>3 wire type AC curtain motor</p>	<p>300VA</p>



**\*\*Remarks:**

1. The maximum load requirements for fluorescent, CFL and LED loads may vary depends on the specific fixture and /or bulb being used.
2. The Unit must be earthed

TECHNICAL INFORMATION AND PICTURES ARE SUBJECTED TO CHANGE WITHOUT PRIOR NOTICE.  
 Copyright © CityGrow Energy Systems Limited. All Rights Reserved.