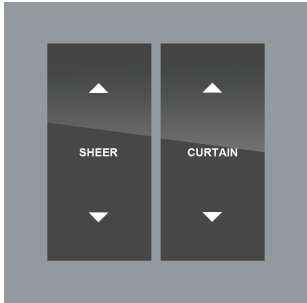
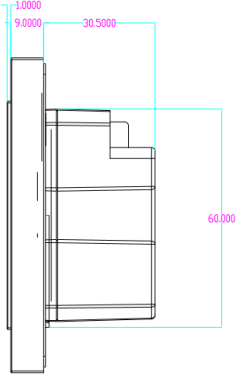
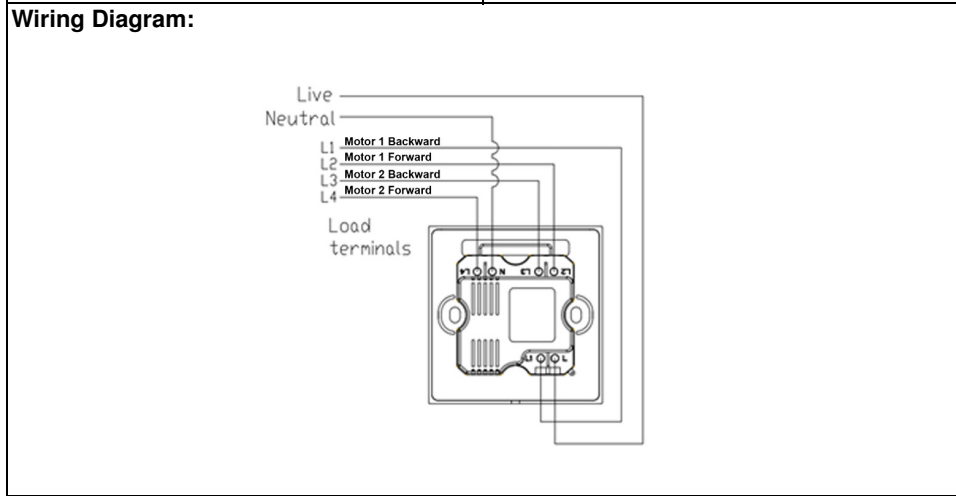


Model: CG600S4-CCP

Product: Two gang curtain control switch

		<p>Specifications</p>	
		<p>Two-way control function: Support Operating voltage: AC100-240V, 50/60Hz Dimension L X W x D (mm): 86x86x40.5 Backlight: Support Minimum / Max dimming level setting: N/A Dimming step time: N/A Control communications: ZigBee, IEEE 802.15.4 , MESH Network Radio frequency: 2.4 GHz, 16 channels Operational temperature: 0°C to 40°C Humidity: 5% to 95% non-condensing Storage: -20°C to 70°C</p> <p>Specifications – Loads</p>	<p>300VA</p>



****Remarks:**

1. The maximum load requirements for fluorescent, CFL and LED loads may vary depends on the specific fixture and /or bulb being used.
2. The Unit must be earthed

TECHNICAL INFORMATION AND PICTURES ARE SUBJECTED TO CHANGE WITHOUT PRIOR NOTICE.
 Copyright © CityGrow Energy Systems Limited. All Rights Reserved.