
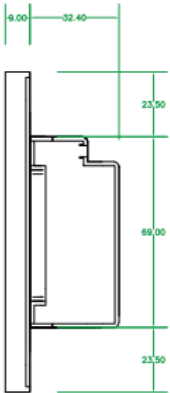
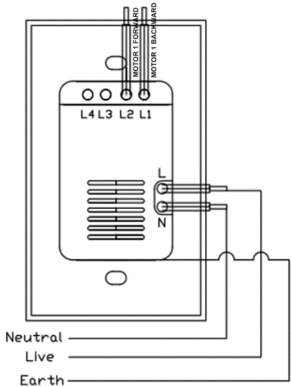


Model: CG630S2-CCP

Product: Two gang curtain control switch

		<b>Specifications</b>	
		Two-way control function:	Support
Operating voltage:	AC100-240V, 50/60Hz		
Dimension L X W x D (mm)	116x70x41.4		
Backlight:	Support		
Minimum / Max dimming level setting	ZigBee, IEEE 802.15.4 , MESH Network		
Dimming step time	2.4 GHz, 16 channels		
Control communications:	0°C to 40°C		
Radio frequency:	5% to 95% non-condensing		
Operational temperature	-20°C to 70°C		
		<b>Specifications – Loads</b>	
3 wire type AC curtain motor		300VA	

<p><b>Wiring Diagram:</b></p> 	
--	--

\*\*Remarks:

1. The maximum load requirements for fluorescent, CFL and LED loads may vary depends on the specific fixture and /or bulb being used.
2. The Unit must be earthed

TECHNICAL INFORMATION AND PICTURES ARE SUBJECTED TO CHANGE WITHOUT PRIOR NOTICE.  
 Copyright © CityGrow Energy Systems Limited. All Rights Reserved.